

HEATING CABLE

DL Commercial Connection Accessories



- Power Connection Box
- NEMA 4X Enclosure
- Cable Entry Up to 3 Cables
- 3/4" Conduit Hub Opening

- Splice & Tee Box
- NEMA 4X Enclosure
- Cable Entry Up to 3 Cables
- Straight or Tee Connections

- End Seal Fitting
- NEMA 4X Enclosure
- Fits All Pipe Sizes
- Mounting Feet for Installing on Flat Surfaces


- Stainless Steel Hardware

- Corrosion & Weather Resistant
Ryton® Construction

RTPC



RTST



RTES



Description

The DL Series Installation Accessories for Chromalox heat tracing products represents the state of the art in heat tracing. Each model in the series is designed to satisfy the demands of a particular operation. These high-quality models combine a variety of functions in a convenient, easy to use and economical package.

Applications

Connection of all Rapid Trace Heating Cables to Customer Supplied Power Wiring in any of the following applications:

- Hydrocarbon and Chemical Product Piping
- Process Temperature Maintenance
- Fluid Flow and Viscosity Maintenance
- Freeze Protection.

Features

- Molded of Durable Plastic Material (Ryton®, PPS)¹
- High Service Temperature
- Corrosion Resistant
- Integrated Connection Accessories and Controls
- Thermal Stability
- Non-Flammable
- High Strength and Rigidity
- Stainless Steel Hardware to Ensure the Integrity of the System
- Liquid Tight Design prevents moisture from reaching the electrical connections. All models are rated NEMA 4X.

Approvals²

UL, CSA, FM Approved for most models, consult specific product information.

UL Listed for ordinary areas

- CSA** Certified for ordinary and:
- Class I, Div. 2, Groups A, B, C, D
 - Class II, Div. 2, Groups E, F, G

FM Approved for ordinary and:

- Class I, Div. 2, Groups B, C, D
- Class II, Div. 2, Groups E, F
- Class III, Div. 2 Areas.

Notes —

1. Ryton®, is a registered trade name of Phillips Chemical Company.
2. Depends on specific model and cable applied.


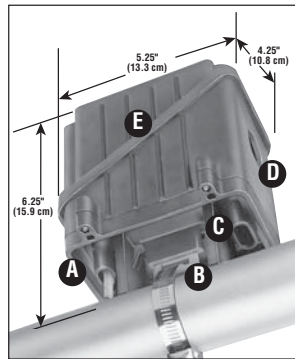
ACCESSORIES
AND CONTROLS

HEATING CABLE

DL Commercial Connection Accessories *(cont'd.)*

RTPC — Power Connection Kit

RTPC Power Connection Box is a NEMA 4X rated junction box designed to connect all Chromalox Rapid Trace Heating Cables to customer supplied power wiring. This kit provides waterproof cable entry for up to three cables, enclosure support, terminal block and a waterproof, corrosion resistant wiring enclosure with an opening to accept a 3/4" conduit hub (Chromalox CCH-2 or equal). A pipe strap (Chromalox PS or equal) is required to attach this model to a pipe.



RTPC — Power Connection Kit

- 1 molded junction box consisting of:
 - 1 base
 - 1 box w/conduit opening
 - 1 lid
- 1 three position terminal block
- 1 mounting screw for terminal block
- 1 GRSR self-regulating cable sealing grommet
- 1 GRCW constant wattage sealing grommet

Ordering Information — RTPC

Model	PCN	Stock	Wt. (Lbs.)
RTPC	513105	S	1
RTPC-SL1	513113	S	2
RTPC-SL2	513121	S	2
RTPC-SL3	513130	S	2

Construction

- A** Three strategically placed cable entries allow maximum flexibility for insulation (Heating cable cut away for clarity).
- B** Stainless steel tiedown support provides positive attachment to pipes.¹
- C** Heavy duty support legs give stable pipe mounting and provide conduit clearance for applications with up to three inches of insulation.
- D** Opening for 3/4" (20 mm) conduit hub.¹
- E** Oblique sided box and cover allow easy access for wiring.
- F** Cable grommets provide water-tight seal between base, box and cable. Use GRSR with all self-regulating cable. Use GRCW for constant wattage cables. One of each grommet included in kit. See table below for spare grommets.
- G** Three position terminal block for easy wiring.
- H** Power wiring entry. Conduit hub not included.¹
- I** Gasket provides water-tight seal between box and lid. It is affixed to the lid and holds the mounting hardware during assembly.

Note 1 — Refer to DL & EL General Application Accessories at the end of this section.

RTPC-SL — Power Connection Kit w/Signal Light (Ordinary Area Only)

- 1 molded junction box consisting of:
 - 1 base
 - 1 box w/conduit opening
 - 1 lid w/signal light installed (LED style)
 Specify: SL1(120V), SL2(208-240V), SL3(277V) operation
- 1 three position terminal block
- 1 mounting screw for terminal block
- 1 GRSR self-regulating cable sealing grommet
- 1 GRCW constant wattage sealing grommet

Spare Grommets

	PCN
GRS RTD/Capillary type	513287
GRO Blank	513295
GRSR Self Regulating type	513308
GRCW Constant Wattage type	513316