

# HEATING CABLE


## DL

## Integrated Temperature Controls

- ~~Line or Ambient Sensing~~ Thermostats
- ElectroMechanical Control
- Rugged, Corrosion Resistant Construction
- NEMA 4X Design with Corrosion and Weather Resistant Ryton® Construction

- Ambient Sensing
  - 120 - 480 Vac
  - 0 - 225°F Temp. Rating
  - 9/16" OD x 4" SS Probe
  - Ordinary & Hazardous Area (Div. 2) Approvals

- ~~Bulb & Capillary~~
  - ~~120 - 480 Vac~~
  - ~~0 - 400°F Setpoint Range~~
  - ~~1/4" OD x 7-1/4" SS Bulb and 3 Ft. Capillary~~
  - ~~Ordinary & Hazardous Area (Div. 2) Approvals~~



### Description

The DL Series Single Point On/Off Temperature Controls from Chromalox represent the state of the art in heat tracing and are available in five models to handle a broad range of applications. Models include two ambient sensing thermostats, two line sensing thermostats and a line sensing solid state controller. These high-quality models combine temperature control and power connection in a convenient, easy to use and economical package.

### Applications

- Hydrocarbon and Chemical Product Piping
- Process Temperature Maintenance
- Fluid Flow and Viscosity Maintenance
- Freeze Protection

### Features

- Integrated Controls and Power Connections reduce installation hardware
- Molded of Durable Plastic Material (Ryton® PPS)<sup>1</sup>
- High Service Temperature
- Corrosion Resistant
- Thermal Stability
- Non-Flammability
- High Strength and Rigidity

- Stainless Steel Sensor Sheath
- Hermetically Sealed Switches on EP models permit control in Div. 2 hazardous areas
- Stainless Steel Hardware to ensure the integrity of the system
- Cable Terminations inside enclosure reduce installation time and cost
- Liquid Tight Design prevents moisture from reaching the electrical connections. All models are rated NEMA 4X.

### Approvals<sup>2</sup>

**UL, CSA, FM** is carried by most models, consult specific product information.

**UL** Listed for ordinary areas

**CSA** Certified for ordinary and:

- Class I, Div. 2, Groups A, B, C, D
- Class II, Div. 2, Groups E, F, G

**FM** Approved for ordinary and:

- Class I, Div. 2, Groups B, C, D
- Class II, Div. 2, Groups E, F
- Class III, Div. 2 Areas.

### Notes —

1. Ryton® is a registered trade name of Phillips Chemical Company.
2. Depends on specific model and cable applied.

HEATING CABLE

DL  
Integrated  
Temperature  
Controls (cont'd.)

RTAS & RTAS-EP Ambient Sensing

**RTAS** is an ambient-sensing thermostat which is generally used for freeze protection in ordinary (non-hazardous) areas. The thermostat is mounted through the end of the oblique sided enclosure lid. In fact, because there is so much room in this model, multiple heating cables can be terminated. The stainless steel sheathed, inverted bellows probe provides good sensitivity, resulting in more accurate control.

**RTAS-EP** is a modified version of the RTAS which utilizes a hermetically sealed switch. Since this switch has no arcing contacts, it can be used in Division 2 Hazardous Areas.

Specifications

**Temp. Setpoint Range** — 0 to 225°F (-18 to 107°C) for RTAS/RTAS-EP

**Microswitch® Rating** — 22 Amps SPDT for RTAS; 11 Amps, RTAS-EP


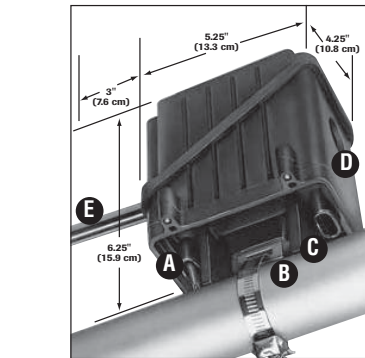
**Scale Division** — 10°F (5.6°C)

**Max. Sensor Exposure Temp.** — 250°F (121°C)

**Sensor Dimensions** — 9/16" Dia. x 3" Long

**Operating Ambient Temp. Range** — -40°F to 160°F (-40 to 71°C)

**Factory Preset and Calibrated** — 40°F



Construction

- A** Strategically placed cable entries allow maximum flexibility for insulation (Heating cable cut away for clarity).
- B** Stainless steel tiedown support provides positive attachment to pipes.<sup>1</sup>
- C** Heavy duty support legs give stable pipe mounting and provide conduit clearance for applications with up to three inches of insulation.
- D** Opening for 3/4" (20 mm) conduit hub.<sup>1</sup>
- E** Stainless steel sheath temperature sensor.
- F** Cable grommets provide water-tight seal between base, box and cable. Use GRSR with all self-regulating cables. Use GRCW with constant wattage cables. One of each grommet included in kit. See table below for spare grommets.
- G** Three position terminal block for easy wiring.
- H** Power wiring entry. Conduit hub not included.
- I** Gasket provides water-tight seal between box and lid. It is affixed to the lid and holds the mounting hardware during assembly.
- J** Thermostat switch.
- K** Setpoint adjustment knob.
- L** Setpoint indicator.

**Note 1** — Refer to DL & EL General Application Accessories at the end of this section.

Spare Grommets		PCN
GRS	RTD/Capillary type	385000
GR0	Blank	385019
GRSR	Self-regulating cable type	389714
GRCW	Constant wattage cable type	389722

ACCESSORIES  
AND CONTROLS

Ordering Information

Model	PCN	Switch Rating (Amps/Volts)	Max. Continuous Exposure Temp.		Max. Intermittent Exposure Temp.		Wt. (Lbs.)
			°F	°C	°F	°C	
RTAS	389589	22A @ 120 - 480	400	200	500	260	2
RTAS-EP	389597	11A @ 120 - 250	400	200	500	260	2

**Stock Status:** S = stock NS = non-stock  
**To Order**—Specify model, PCN and quantity.